


# SH-3II

## 1-POINT COILING MACHINE

Advanced model of multi-functional SH-3 (1-point coiling, torsion attachment, initial tension servo) gives further expansion of variety of torsion forming.

MNO (Mec New Operation system) gives user-friendliness, measurement control and multiple production controls.

As free-length gage, you can choose either contact type sensor or motor sensor (MSD-1) to meet your needs.



ORIIMEC CORPORATION OF AMERICA  
1840 AIRPORT EXCHANGE BLVD. #200  
ERLANGER, KY 41018 USA  
1.888.746.3320  
[www.oriimec.com](http://www.oriimec.com)

**MEC**  
[WWW.ORIIMEC.COM](http://WWW.ORIIMEC.COM)



# SH-311

## T-POINT COILING MACHINE


### FEATURES

- Available up to 7-axis to control feed, cut, pitch, point, torsion, initial tension & arbor (option).
- Easy setup, shorten setup time and speedup of production for independent cut axis and torsion axis. Available to fit assist tool and cutting tool symmetrically that extends the range of work.
- Easy to put on and take off feed rolls with the taper fixture method that provides preciseness of fitting and excellent repeatability. Furthermore, it can control stability of core and surface, i.e. error less than 3/1000. With ultra fine wire attachment, just 16mm long wire guide can be applied instead of 30mm long standard wire guide. It enables to make coiling with very fine wire such as w.d. 0.05mm.
- For making typical cylindrical spring or taper spring, just enter necessary data. The data will be converted by high precision auto program, and desired spring parts will be formed accordingly. When taper syc. rate is adjusted, taper shape can be changed, e.g. straight, mountain, bowl shape so on. 100-step change is available and load can be adjusted easily.
- Program screen displays all axes stationary and columns that can be scrolled from side to side. Program flow and each axis status, INPUT/OUTPUT, JUMP item and so on can be grasped at one view.

### MOTOR SENSOR SYSTEM

The contact sensor functions as positioning for cut axis, pitch axis and such drive servomotor. It measures free length, outside diameter, leg portion angle in 1/1000mm resolution, and performs corrective control. It functions as well as capacitance sensor or contact type sensor.

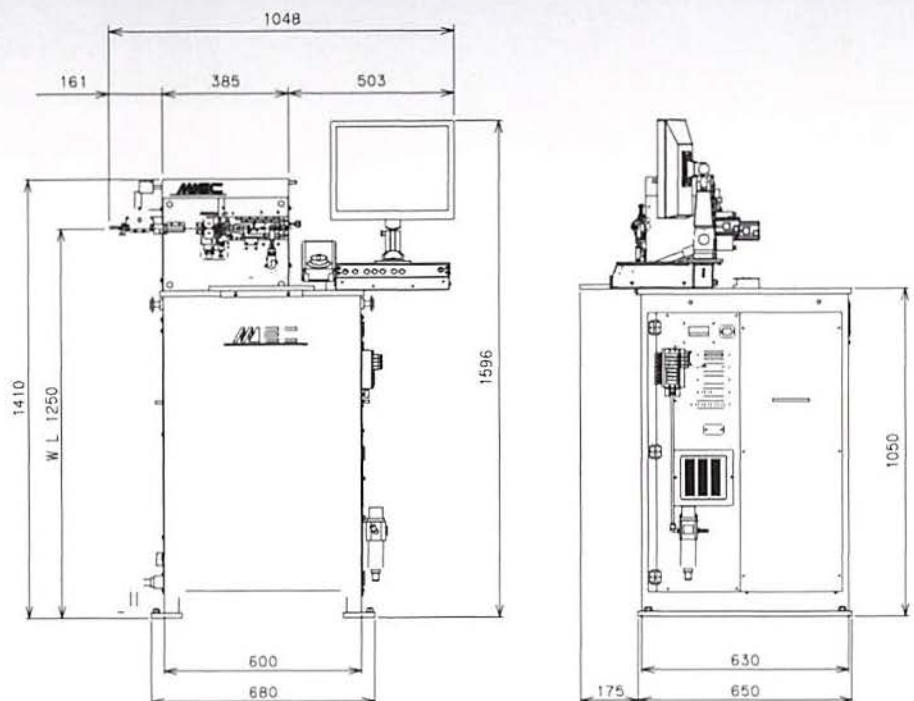
### ASSIST TOOL



Applying an assist tool and a cutting tool symmetrically expands work range and speeds up production time.

### MACHINE SPECIFICATIONS

Wire Diameter	0.08 - 0.3mm (0.003" - 0.011")
Max. Outer Diameter	10mm (0.393")
D/d	4 or more
UltraFineWire	
A/T WireDia.	0.03-0.08mm
Feed Axis Resolution	0.001mm
Cut Axis Resolution	0.001°
Pitch Axis Resolution	0.001mm
Point Axis Resolution	0.001mm
Torsion A/T Axis Resolution	0.001°
Initial Tension Axis Resolution	0.001mm
Arbor Axis (Option) Resolution	0.001mm
Solenoid Valves	4 pcs (Max 8 pcs available)
Air requirements	Max 0.5 Mpa
Power source	200VAC 3-phase, 15A
Weight	400kg (882lb)
Control Device	
Max. 9-axis controllable by PC OS	Windows XP
Display	17" TFT Color LCD
External memory	USB thumb drive
Service Temperature	0°-40° C (32-104 deg. F)



Specifications subject to change without notice.